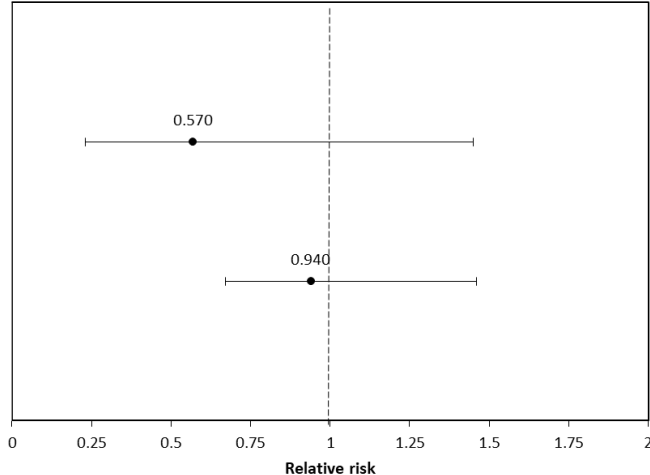
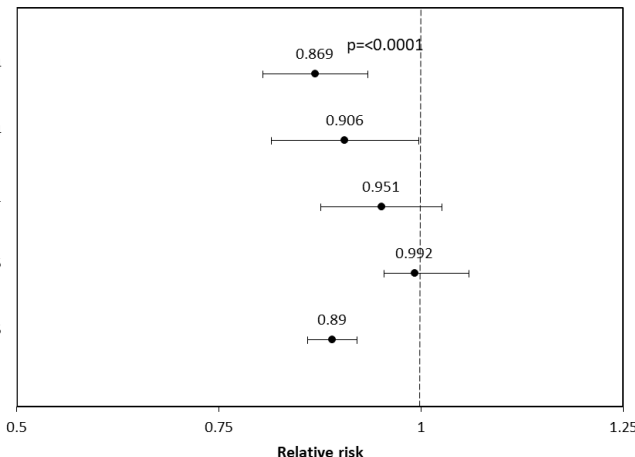
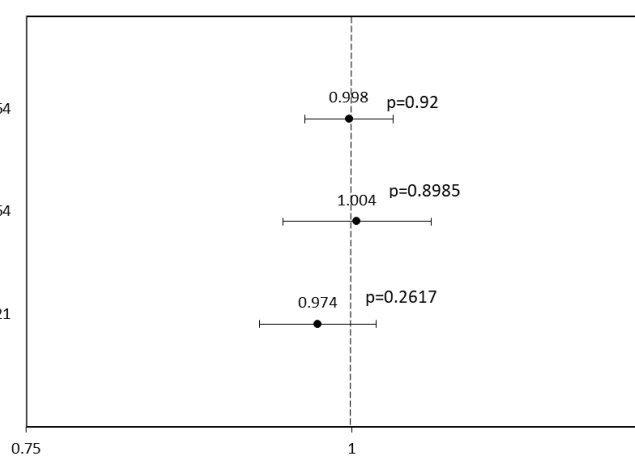


NCIRS is conducting GRADE in support of ATAGI and making results available on the NCIRS website. Please read this material as a supplement to the [Australian Immunisation Handbook Influenza Chapter](#) and the [ATAGI Annual Influenza Statement](#).

Summary of findings: MDCK cell-derived influenza vaccine compared with standard dose egg-based influenza vaccine in adults aged ≥18 years						
<b>Patient or population:</b> people aged ≥18 years <b>Intervention:</b> MDCK cell-derived influenza vaccine (cIV) <b>Comparison:</b> standard dose egg-based influenza vaccine (sIV)						
Outcomes	Anticipated absolute effects* (95% CI)		Relative effect (cIV vs sIV) (95% CI)	No of participants (studies)	Certainty of the evidence (GRADE)	Comments
	Risk with cIV	Risk with sIV				
<b>CRITICAL OUTCOMES</b>						
Laboratory-confirmed influenza hospitalisation assessed with: PCR test from a specimen taken anytime between 14 days prior to 3 days after the admission date follow up: range 21 days to 6 months	<i>Observational</i>			Population: 1,816	⊕○○○ VERY LOW <sup>a,b</sup>	Cell-based influenza vaccine may result in a small reduction in laboratory confirmed influenza hospitalisation compared with standard egg-based influenza vaccine; however, the evidence is very uncertain Ref: 1
				Population: 3,655		

## Summary of findings: MDCK cell-derived influenza vaccine compared with standard dose egg-based influenza vaccine in adults aged ≥18 years

**Patient or population:** people aged ≥18 years  
**Intervention:** MDCK cell-derived influenza vaccine (cIV)  
**Comparison:** standard dose egg-based influenza vaccine (sIV)

Outcomes	Anticipated absolute effects* (95% CI)		Relative effect (cIV vs sIV) (95% CI)	№ of participants (studies)	Certainty of the evidence (GRADE)	Comments
	Risk with cIV	Risk with sIV				
<b>Influenza-related hospitalisations or ED visits (no laboratory confirmation) assessed with: ICD-9 487.x, 488.x, ICD-10 J09.x, J10.x, J11.x follow up: range 14 days to 6 months</b>	<i>Observational</i> 				⊕⊕○○ LOW a, b	Cell-based influenza vaccine may slightly reduce influenza related hospitalisations or ED visits compared with standard egg-based influenza vaccine Ref: 2-5  Note: the 95% CI values are derived from the p-value for studies where the p-value is shown
	Divino 2020 18-64 years	0.869	p=<0.0001	Population: 2,200,846		
	Divino 2020 50-64 years	0.906		Population: 1,062,161		
	Krishnarajah 2021 18-65 years	0.951		Population: 2,812,176		
	Izurieta 2020 ≥65 years	0.992		Population: 2,207,867		
Izurieta 2019 ≥65 years	0.89		Population: 2,497,844			
<b>Pneumonia-related hospitalisations or ED visits (no laboratory confirmation) assessed with: diagnosis code in any position for pneumonia follow up: range 14 days to 6 months</b>	<i>Observational</i> 				⊕⊕○○ LOW a, b	Cell-based influenza vaccine may result in little to no difference in pneumonia-related hospitalisations or ED visits compared with standard egg-based influenza vaccine Ref: 2,3  Note: the 95% CI values are derived from the p-value for studies where the p-value is shown
	Divino 2020 18-64 years	0.998	p=0.92	Population: 2,200,846		
	Divino 2020 50-64 years	1.004	p=0.8985	Population: 1,062,161		
Krishnarajah 2021 18-65 years	0.974	p=0.2617	Population: 2,812,176			

**Summary of findings: MDCK cell-derived influenza vaccine compared with standard dose egg-based influenza vaccine in adults aged ≥18 years**

**Patient or population:** people aged ≥18 years  
**Intervention:** MDCK cell-derived influenza vaccine (cIV)  
**Comparison:** standard dose egg-based influenza vaccine (sIV)



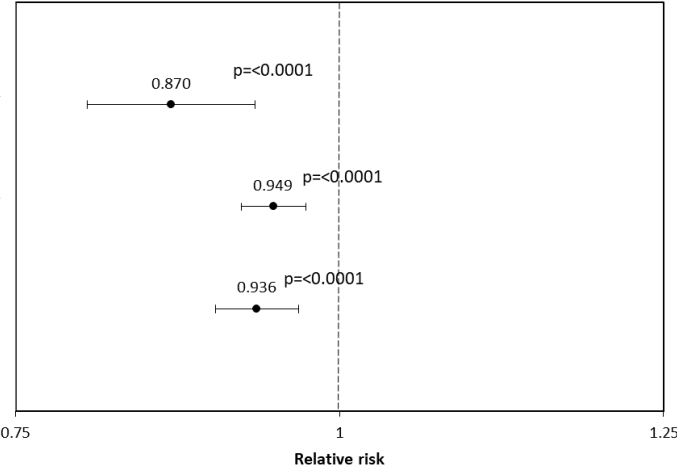

Outcomes	Anticipated absolute effects* (95% CI)		Relative effect (cIV vs sIV) (95% CI)	№ of participants (studies)	Certainty of the evidence (GRADE)	Comments
	Risk with cIV	Risk with sIV				
Serious adverse events (SAE) assessed with: patient monitoring and active follow up follow up: up to 6 months	No vaccine related SAEs were reported in the studies			3825 (2 RCTs)	⊕⊕⊕⊕ HIGH	Cell-based influenza vaccine results in little to no difference in serious adverse events compared with standard egg-based influenza vaccine  2 RCTs <sup>10,11</sup>

**IMPORTANT OUTCOMES**

Influenza-like illness (ILI) assessed with: diagnostic codes in subject primary care EMR database (ICD-10 codes: J09*–J11*) follow up: range 14 days to 6 months		Population: 748,118  Population: 193,769  Population: 6,914,111  Population: 1,505,582	⊕○○○ VERY LOW <sup>b,e</sup>	Cell-based influenza vaccine may reduce Influenza-like illness (ILI) slightly compared with standard egg-based influenza vaccine in 18–64 year olds, and may provide little to no difference compared with sIV in adults aged >65 years. However, the evidence is very uncertain. Ref: 6,7
	rVE odds ratio cIV4 vs sIV4 <b>≥18 years</b> 0.9 (95% CI 0.6-1.3)	1508 (1 observational study)	⊕○○○ VERY LOW <sup>b,e</sup>	Cell-based influenza vaccine may result in little to no difference in RT-PCR or culture-confirmed influenza compared with standard egg-based influenza vaccine but the evidence is very uncertain Ref: 8

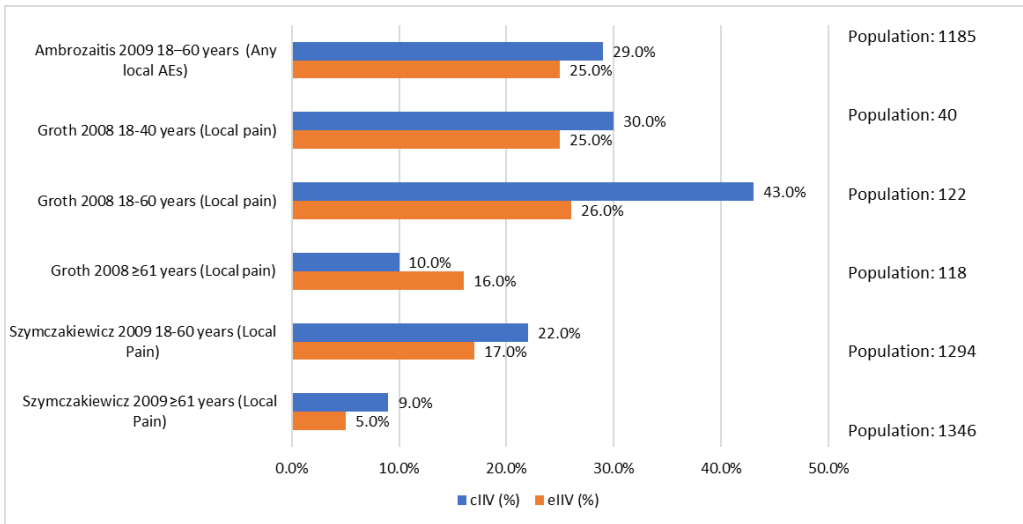
## Summary of findings: MDCK cell-derived influenza vaccine compared with standard dose egg-based influenza vaccine in adults aged ≥18 years

**Patient or population:** people aged ≥18 years  
**Intervention:** MDCK cell-derived influenza vaccine (cIV)  
**Comparison:** standard dose egg-based influenza vaccine (sIV)

Outcomes	Anticipated absolute effects* (95% CI)		Relative effect (cIV vs sIV) (95% CI)	№ of participants (studies)	Certainty of the evidence (GRADE)	Comments
	Risk with cIV	Risk with sIV				
PCR-confirmed influenza A assessed with: positive PCR test result for influenza A (GeneXpert PCR assay) follow up: range 7 days to 6 months		rVE cIV4 vs sIV3/4 <b>18–64 years</b> -5.8% (-36.1%-17.7%)		941585 (1 observational study)	 VERY LOW <sup>a,b</sup>	Cell-based influenza vaccine may result in little to no difference in PCR-confirmed influenza A compared with standard egg-based influenza vaccine; however, the evidence is very uncertain Ref: 9
PCR-confirmed influenza B assessed with: positive PCR test result for influenza B (GeneXpert PCR assay) follow up: range 7 days to 6 months		rVE cIV4 vs sIV3 <b>18–64 years</b> 21.4% (-7.3%-42.4%)		941585 (1 observational study)	 VERY LOW <sup>a,b</sup>	Cell-based influenza vaccine may result in a reduction in PCR-confirmed influenza B compared with standard egg-based influenza vaccine; however, the evidence is very uncertain Ref: 9  Note: This comparison was between a quadrivalent cIV and a trivalent eIV
All cause hospitalisation or ED visit assessed with: database entry for hospitalisation or ED visit follow up: range 14 days to 6 months				Population: 2,200,846  Population: 1,062,161  Population: 2,812,176	 MODERATE <sup>a</sup>	Cell-based influenza vaccine likely reduces all cause hospitalisation or ED visit slightly compared with standard egg-based influenza vaccine Ref: 2,3  Note: the 95% CI values are derived from the p-value for studies where the p-value is shown

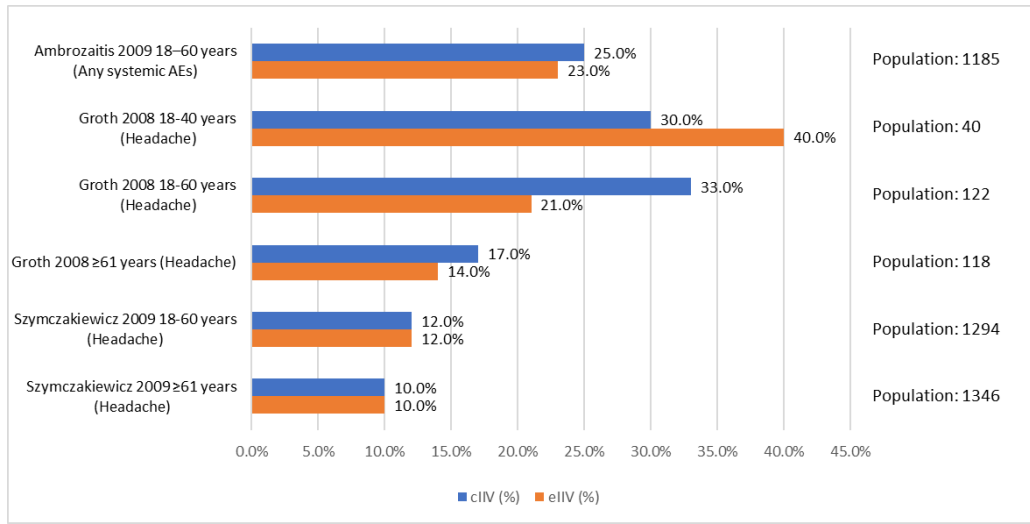
## Summary of findings: MDCK cell-derived influenza vaccine compared with standard dose egg-based influenza vaccine in adults aged ≥18 years

**Patient or population:** people aged ≥18 years  
**Intervention:** MDCK cell-derived influenza vaccine (cIV)  
**Comparison:** standard dose egg-based influenza vaccine (sIV)

Outcomes	Anticipated absolute effects* (95% CI)		Relative effect (cIV vs sIV) (95% CI)	No of participants (studies)	Certainty of the evidence (GRADE)	Comments																					
	Risk with cIV	Risk with sIV																									
Solicited local adverse events assessed with: diaries follow up: up to 7 days for solicited AEs	 <table border="1"> <caption>Data from bar chart: Solicited local adverse events</caption> <thead> <tr> <th>Study</th> <th>cIV (%)</th> <th>sIV (%)</th> </tr> </thead> <tbody> <tr> <td>Ambrozaitis 2009 18-60 years (Any local AEs)</td> <td>29.0%</td> <td>25.0%</td> </tr> <tr> <td>Groth 2008 18-40 years (Local pain)</td> <td>30.0%</td> <td>25.0%</td> </tr> <tr> <td>Groth 2008 18-60 years (Local pain)</td> <td>43.0%</td> <td>26.0%</td> </tr> <tr> <td>Groth 2008 ≥61 years (Local pain)</td> <td>10.0%</td> <td>16.0%</td> </tr> <tr> <td>Szymczakiewicz 2009 18-60 years (Local Pain)</td> <td>22.0%</td> <td>17.0%</td> </tr> <tr> <td>Szymczakiewicz 2009 ≥61 years (Local Pain)</td> <td>9.0%</td> <td>5.0%</td> </tr> </tbody> </table>		Study	cIV (%)	sIV (%)	Ambrozaitis 2009 18-60 years (Any local AEs)	29.0%	25.0%	Groth 2008 18-40 years (Local pain)	30.0%	25.0%	Groth 2008 18-60 years (Local pain)	43.0%	26.0%	Groth 2008 ≥61 years (Local pain)	10.0%	16.0%	Szymczakiewicz 2009 18-60 years (Local Pain)	22.0%	17.0%	Szymczakiewicz 2009 ≥61 years (Local Pain)	9.0%	5.0%		Population: 1185		Cell-based influenza vaccine increases local adverse events slightly compared with standard egg-based influenza vaccine  3 RCTs <sup>10,11,12</sup>
	Study	cIV (%)	sIV (%)																								
	Ambrozaitis 2009 18-60 years (Any local AEs)	29.0%	25.0%																								
	Groth 2008 18-40 years (Local pain)	30.0%	25.0%																								
	Groth 2008 18-60 years (Local pain)	43.0%	26.0%																								
	Groth 2008 ≥61 years (Local pain)	10.0%	16.0%																								
Szymczakiewicz 2009 18-60 years (Local Pain)	22.0%	17.0%																									
Szymczakiewicz 2009 ≥61 years (Local Pain)	9.0%	5.0%																									
			Population: 40																								
			Population: 122																								
			Population: 118	⊕⊕⊕⊕ HIGH																							
			Population: 1294																								
			Population: 1346																								

**Summary of findings: MDCK cell-derived influenza vaccine compared with standard dose egg-based influenza vaccine in adults aged ≥18 years**

**Patient or population:** people aged ≥18 years  
**Intervention:** MDCK cell-derived influenza vaccine (cIV)  
**Comparison:** standard dose egg-based influenza vaccine (sIV)

Outcomes	Anticipated absolute effects* (95% CI)		Relative effect (cIV vs sIV) (95% CI)	№ of participants (studies)	Certainty of the evidence (GRADE)	Comments																					
	Risk with cIV	Risk with sIV																									
Solicited systemic adverse events assessed with diaries follow up: up to 7 days for solicited AEs	 <table border="1"> <caption>Data for Solicited Systemic Adverse Events</caption> <thead> <tr> <th>Study</th> <th>cIV (%)</th> <th>eIV (%)</th> </tr> </thead> <tbody> <tr> <td>Ambrozaitis 2009 18–60 years (Any systemic AEs)</td> <td>25.0%</td> <td>23.0%</td> </tr> <tr> <td>Groth 2008 18-40 years (Headache)</td> <td>30.0%</td> <td>40.0%</td> </tr> <tr> <td>Groth 2008 18-60 years (Headache)</td> <td>33.0%</td> <td>21.0%</td> </tr> <tr> <td>Groth 2008 ≥61 years (Headache)</td> <td>17.0%</td> <td>14.0%</td> </tr> <tr> <td>Szymczakiewicz 2009 18-60 years (Headache)</td> <td>12.0%</td> <td>12.0%</td> </tr> <tr> <td>Szymczakiewicz 2009 ≥61 years (Headache)</td> <td>10.0%</td> <td>10.0%</td> </tr> </tbody> </table>		Study	cIV (%)	eIV (%)	Ambrozaitis 2009 18–60 years (Any systemic AEs)	25.0%	23.0%	Groth 2008 18-40 years (Headache)	30.0%	40.0%	Groth 2008 18-60 years (Headache)	33.0%	21.0%	Groth 2008 ≥61 years (Headache)	17.0%	14.0%	Szymczakiewicz 2009 18-60 years (Headache)	12.0%	12.0%	Szymczakiewicz 2009 ≥61 years (Headache)	10.0%	10.0%				Cell-based influenza vaccine results in little to no difference in systemic adverse events compared with standard egg-based influenza vaccine  3 RCTs <sup>10,11,12</sup>
	Study	cIV (%)	eIV (%)																								
	Ambrozaitis 2009 18–60 years (Any systemic AEs)	25.0%	23.0%																								
	Groth 2008 18-40 years (Headache)	30.0%	40.0%																								
	Groth 2008 18-60 years (Headache)	33.0%	21.0%																								
	Groth 2008 ≥61 years (Headache)	17.0%	14.0%																								
Szymczakiewicz 2009 18-60 years (Headache)	12.0%	12.0%																									
Szymczakiewicz 2009 ≥61 years (Headache)	10.0%	10.0%																									
			Population: 1185	⊕⊕⊕⊕ HIGH																							
			Population: 40																								
			Population: 122																								
			Population: 118																								
			Population: 1294																								
			Population: 1346																								

\*The risk in the intervention group (and its 95% confidence interval) is based on the assumed risk in the comparison group and the relative effect of the intervention (and its 95% CI).  
 CI: Confidence interval; RR: Risk ratio; OR: Odds ratio; rVE: relative vaccine effectiveness

GRADE Working Group grades of evidence	
⊕⊕⊕⊕ High certainty	We are very confident that the true effect lies close to that of the estimate of the effect
⊕⊕⊕○ Moderate certainty	We are moderately confident in the effect estimate: The true effect is likely to be close to the estimate of the effect, but there is a possibility that it is substantially different
⊕⊕○○ Low certainty	Our confidence in the effect estimate is limited: The true effect may be substantially different from the estimate of the effect
⊕○○○ Very low certainty	We have very little confidence in the effect estimate: The true effect is likely to be substantially different from the estimate of effect

## Explanations

- a. Risk of bias judgement = moderate - due to confounding
- b. Wide confidence intervals
- c. Risk of bias judgement = serious - due to potential confounding
- d. Not lab confirmed influenza
- e. Risk of bias judgement = serious - due to potential confounding
- f. Estimates shown for "any local AE" or if not available most frequently reported local AE
- g. Estimates shown for "any systemic AE" or if not available most frequently reported systemic AE

## References

1. Bruxvoort KJ, Luo Y, Ackerson B, et al. Comparison of vaccine effectiveness against influenza hospitalization of cell-based and egg-based influenza vaccines, 2017-2018. *Vaccines*; 2019.
2. Divino V, Krishnarajah G, Pelton SI, et al. A real-world study evaluating the relative vaccine effectiveness of a cell-based quadrivalent influenza vaccine compared to egg-based quadrivalent influenza vaccine in the US during the 2017-18 influenza season. *Vaccine*; 2020.
3. Krishnarajah G, Divino V, Postma M, et al. Clinical and Economic Outcomes Associated with Cell-Based Quadrivalent Influenza Vaccine vs. Standard-Dose Egg-Based Quadrivalent Influenza Vaccines during the 2018–19 Influenza Season in the United States. *Vaccine*; 2021.
4. Izurieta HS, Chillarige Y, Kelman J, et al. Relative Effectiveness of Cell-Cultured and Egg-Based Influenza Vaccines among Elderly Persons in the United States, 2017-2018. *Journal of Infectious Diseases*; 2019.
5. Izurieta HS, Chillarige Y, Kelman J, et al. Relative Effectiveness of Influenza Vaccines Among the United States Elderly, 2018-2019. *The Journal of infectious diseases*; 2020.
6. Boikos C, Sylvester GC, Sampalis JS, Mansi JA. Relative Effectiveness of the Cell-Cultured Quadrivalent Influenza Vaccine Compared to Standard, Egg-Derived Quadrivalent Influenza Vaccines in Preventing Influenza-Like Illness in 2017-2018. *Clinical infectious diseases: an official publication of the Infectious Diseases Society of America*; 2020.
7. Boikos C, Fischer L, O'Brien D, et al. Relative Effectiveness of the Cell-Derived Inactivated Quadrivalent Influenza Vaccine Versus Egg-Derived Inactivated Quadrivalent Influenza Vaccines in Preventing Influenza-Related Medical Encounters During the 2018-2019 Influenza Season in the United States. *Clinical Infectious Diseases*; 2021.
8. DeMarcus L, Shoubaki L, Federinko S. Comparing influenza vaccine effectiveness between cell-derived and egg-derived vaccines, 2017-2018 influenza season. *Vaccines*; 2019.
9. Klein NP, Fireman B, Goddard K, et al. Vaccine effectiveness of cell-culture relative to egg-based inactivated influenza vaccine during the 2017-18 influenza season. *PLoS ONE*; 2020.
10. Ambrozaitis A, Groth N, Bugarini R, et al. A novel mammalian cell-culture technique for consistent production of a well-tolerated and immunogenic trivalent subunit influenza vaccine. *Vaccine*; 2009.
11. Szymczakiewicz-Multanowska A, Groth N, Bugarini R, et al. Safety and immunogenicity of a novel influenza subunit vaccine produced in mammalian cell culture. *Journal of Infectious Diseases*; 2009.
12. Groth N, Montomoli E, Gentile C, et al. Safety, tolerability and immunogenicity of a mammalian cell-culture-derived influenza vaccine: A sequential Phase I and Phase II clinical trial. *Vaccine*; 2009.

**Evidence profile: Cell-based influenza vaccine compared with standard egg-based influenza vaccine for people aged ≥18 years**

Certainty assessment							№ of patients		Effect		Certainty
№ of studies	Study design	Risk of bias	Inconsistency	Indirectness	Imprecision	Other considerations	cIV	sIV	Relative (95% CI)	Absolute (95% CI)	
<b>CRITICAL OUTCOMES</b>											
<b>Laboratory confirmed influenza hospitalisation (follow up: range 21 days to 6 months; assessed with: PCR test from a specimen taken anytime between 14 days prior to 3 days after the admission date)</b>											
1	observational studies	serious <sup>a</sup>	not serious	not serious	very serious <sup>b</sup>	none			Bruxvoort 2019: <sup>1</sup> rVE cIV4 vs sIV4 <b>ages &lt; 65 years</b> 43% (95% CI: -45 to 77) <b>≥ 65 years old</b> 6% (95% CI: -46 to 39)		⊕○○○ VERY LOW
<b>Influenza related hospitalisations or ED visits (no laboratory confirmation) (follow up: range 14 days to 6 months; assessed with: ICD-9 487.x, 488.x, ICD-10 J09.x, J10.x, J11.x)</b>											
4	observational studies	serious <sup>a</sup>	not serious	not serious	serious <sup>b</sup>	none			Divino 2020: <sup>2</sup> Adjusted rVE cIV4 vs sIV4 <b>18-64 years</b> 13.1 % p<0.0001 <b>50-64 years</b> 9.4% p=0.0429 Krishnarajah 2021: <sup>3</sup> Adjusted rVE cIV4 vs sIV4 <b>18-64 years</b> 4.94 % p=0.2024 Izurieta 2020: <sup>5</sup> QIV-SD as reference rVE <b>≥65 years</b> 0.8 % (CI -4.6-5.9) Izurieta 2019: <sup>4</sup> QIV (egg) as the reference group Adjusted rVE <b>≥65 years</b> 11% (95% CI: 7.9-14%)		⊕⊕○○ LOW
<b>Pneumonia-related hospitalisations or ED visits (no laboratory confirmation) (follow up: range 14 days to 6 months; assessed with: diagnosis code in any position for pneumonia)</b>											
2	observational studies	serious <sup>a</sup>	not serious	not serious	serious <sup>c</sup>	none			Divino 2020: <sup>2</sup> Adjusted rVE cIV4 vs sIV4 <b>18-64 years</b> 0.2% p=0.92 <b>50-64 years</b> -0.4% p=0.8985 Krishnarajah 2021: <sup>3</sup> Adjusted rVE cIV4 vs sIV4 18-64 years 2.61% p=0.2617		⊕⊕○○ LOW
<b>Serious adverse events (SAE) (follow up: up to 6 months; assessed with: patient monitoring and follow up)</b>											
2	randomised trials	not serious	not serious	not serious	not serious	none	All studies reported similar SAEs in both arms. Most studies did not report any SAEs in either group. <sup>10,11</sup>			⊕⊕⊕⊕ HIGH	



Certainty assessment							№ of patients		Effect		Certainty
№ of studies	Study design	Risk of bias	Inconsistency	Indirectness	Imprecision	Other considerations	cIV	sIV	Relative (95% CI)	Absolute (95% CI)	

**IMPORTANT OUTCOMES**
**Influenza like illness (ILI) (follow up: range 14 days to 6 months; assessed with: diagnostic codes in subject primary care EMR database (ICD-10 codes: J09\*–J11\*))**

2	observational studies	very serious <sup>e</sup>	not serious	not serious	serious <sup>b</sup>	none	<u>Boikos 2020:</u> <sup>6</sup> rVE cIV4 vs sIV4 <b>Age 18-64</b> 26.8% (14.1% - 37.6%) <b>Age &gt;=65</b> -7.3% (-51.6% - 24%) <u>Boikos 2021:</u> <sup>7</sup> rVE cIV4 vs sIV4 <b>Age 18-64</b> 6.5% (5.1%-7.8%) <b>Age &gt;=65</b> -2.5% (-5.7% - 0.7%)	⊕○○○ VERY LOW
---	-----------------------	---------------------------	-------------	-------------	----------------------	------	---	------------------

**RT-PCR or culture confirmed influenza (follow up: range 14 days to 6 months; assessed with: positive RT-PCR or viral culture from specimens from people with ILI)**

1	observational studies	very serious <sup>e</sup>	not serious	not serious	not serious	none	<u>DeMarcus 2019:</u> <sup>8</sup> rVE odds ratio cIV4 vs sIV4 <b>Adults</b> 0.9 (95% CI 0.6-1.3)	⊕⊕○○ LOW
---	-----------------------	---------------------------	-------------	-------------	-------------	------	---	-------------

**PCR confirmed influenza A (follow up: range 7 days to 6 months; assessed with: positive PCR test result for influenza A (GeneXpert PCR assay))**

1	observational studies	serious <sup>a</sup>	not serious	not serious	very serious <sup>b</sup>	none	<u>Klein 2020:</u> <sup>9</sup> rVE cIV4 vs sIV3/4 <b>18-64 years old</b> -5.8% (-36.1%-17.7%)	⊕○○○ VERY LOW
---	-----------------------	----------------------	-------------	-------------	---------------------------	------	--	------------------

**PCR confirmed influenza B (follow up: range 7 days to 6 months; assessed with: positive PCR test result for influenza B (GeneXpert PCR assay))**

1	observational studies	serious <sup>a</sup>	not serious	not serious	very serious <sup>b</sup>	none	<u>Klein 2020:</u> <sup>9</sup> rVE cIV4 vs sIV3 <b>18-64 years old</b> 21.4% (-7.3%-42.4%)	⊕○○○ VERY LOW
---	-----------------------	----------------------	-------------	-------------	---------------------------	------	---	------------------

Certainty assessment							№ of patients		Effect		Certainty
№ of studies	Study design	Risk of bias	Inconsistency	Indirectness	Imprecision	Other considerations	cIV	sIV	Relative (95% CI)	Absolute (95% CI)	

**All cause hospitalisation or ED visit (follow up: range 14 days to 6 months; assessed with: database entry for hospitalisation or ED visit)**

2	observational studies	serious <sup>a</sup>	not serious	not serious	not serious	none	<u>Divino 2020:</u> <sup>2</sup> Adjusted rVE cIV4 vs sIV4 <b>18-64 years</b> 13.0% p<0.0001 <b>50-64 years</b> 5.1% p<0.0001 <u>Krishnarajah 2021:</u> <sup>3</sup> Adjusted rVE cIV4 vs sIV4 <b>18-64 years</b> 6.37% p<0.0001				⊕⊕⊕○ MODERATE
---	-----------------------	----------------------	-------------	-------------	-------------	------	--	--	--	--	------------------

**Local adverse events (follow up: up to 7 days for solicited AEs and up to 6 months for unsolicited AEs; assessed with: Diaries)**

3	randomised trials	not serious	not serious	not serious	not serious	none	<u>Ambrozaitis 2009:</u> <sup>10</sup> <b>Any Local reaction</b> <b>18-60 years</b> cIV3=27-31%, sIV3=25% <u>Groth 2008:</u> <sup>12</sup> <b>Local reaction: Pain</b> Phase I <b>18-40 years</b> cIV3=30%, sIV3=25% phase II <b>18-60 years</b> cIV3=43%, sIV3=26% <b>&gt;=61 years</b> cIV3=10%, sIV3=16% <u>Szymczakiewicz 2009:</u> <sup>11</sup> <b>Local reaction: Pain</b> <b>18-60 years</b> cIV3 =22%, sIV3= 17% <b>&gt;=61 years</b> cIV3 =9%, sIV3 =5%				⊕⊕⊕⊕ HIGH
---	-------------------	-------------	-------------	-------------	-------------	------	---	--	--	--	--------------

**Systemic adverse events (follow up: up to 7 days for solicited AEs and up to 6 months for unsolicited AEs; assessed with: diaries)**

3	randomised trials	not serious	not serious	not serious	not serious	none	<u>Ambrozaitis 2009:</u> <sup>10</sup> <b>Any Systemic reaction</b> <b>18-60 years</b> cIV3=24-26%. sIV3=23% <u>Groth 2008:</u> <sup>12</sup> <b>Systemic reaction: Headache</b> Phase I <b>18-40 years</b> cIV3=30%, sIV3=40% phase II <b>18-60 years</b> cIV3=33%, sIV3=21% <b>&gt;=61 years</b> cIV3=17%, sIV3=14% <u>Szymczakiewicz 2009:</u> <sup>11</sup> <b>Systemic reactions: Headache</b> <b>18-60 years</b> cIV3 =12%, sIV3= 12% <b>&gt;=61 years</b> cIV3 =10%, sIV3 =10%				⊕⊕⊕⊕ HIGH
---	-------------------	-------------	-------------	-------------	-------------	------	---	--	--	--	--------------

- a. Risk of bias judgement = moderate - due to confounding
- b. Wide confidence intervals
- c. Non-statistically significant results
- d. Not lab confirmed influenza
- e. Risk of bias judgement = serious - due to potential confounding

**Evidence to Decision Framework: Individual perspective**

<b>Patients:</b> 18 years and older					
<b>Intervention:</b> Cell-based influenza vaccine (cIV)					
<b>Comparison:</b> Standard dose egg-based influenza vaccines (sIV)					
<b>Main outcomes:</b>					
<ul style="list-style-type: none"> <li>Laboratory-confirmed influenza hospitalisation</li> <li>Influenza-related hospitalisation/emergency department visits</li> <li>Pneumonia-related hospitalisation/emergency department visits</li> <li>Laboratory-confirmed influenza</li> <li>Influenza-like illness (ILI)</li> <li>Local adverse events</li> <li>Systemic adverse events</li> <li>Serious adverse events (SAE)</li> </ul>					
<b>Setting:</b> Global middle- to high-income settings (e.g. Europe, Canada, the US, Australia)					
<b>Perspective:</b> Individual					
<b>Background</b>					
cIV is expected to be introduced in Australia in 2021. It uses a new vaccine production process that does not require eggs. Theoretically this process will be more efficient and mitigates the issue of antigenic drift in egg-based vaccines. The question is whether the cIV is more effective than standard sIV in reducing influenza-related morbidity and mortality.					
<b>ASSESSMENT</b>					
<b>Problem</b>					
Is the problem a priority?					
Don't know	Varies	No	Probably no	Probably yes	Yes
<ul style="list-style-type: none"> <li>Influenza causes substantial morbidity and mortality.</li> </ul>					
<b>Desirable effects</b>					
How substantial are the desirable anticipated effects?					
Don't know	Varies	Trivial	Small	Moderate	Large
<ul style="list-style-type: none"> <li>There is variability in the evidence. Overall, there is insufficient evidence to demonstrate cIV is more protective against influenza-related outcomes compared with sIV.</li> </ul>					
<b>Undesirable effects</b>					
How substantial are the undesirable anticipated effects?					
Don't know	Varies	Large	Moderate	Small	Trivial
<ul style="list-style-type: none"> <li>There is a slightly higher frequency of local AEFI following cIV compared than sIV. However, the frequency of systemic AEFI and SAE appear similar between cIV and sIV recipients.</li> </ul>					
<b>Certainty of evidence</b>					
What is the overall certainty of the evidence of effects?					
No included studies	Very low	Low	Moderate	High	
<ul style="list-style-type: none"> <li>Certainty of evidence on the effectiveness of cIV was downgraded because of the risk of bias due to potential confounding, with outcomes having very low to low certainty of evidence. Most evidence on safety outcomes was of high certainty.</li> </ul>					
<b>Values</b>					
Is there important uncertainty about or variability in how much people value the main outcomes?					
Important uncertainty	Possibly important uncertainty or variability	Probably no important uncertainty or variability		No important uncertainty or variability	

<ul style="list-style-type: none"> <li>Unlikely to be important uncertainty in how people value protection against influenza.</li> </ul>						
<b>Balance of effects</b> Does the balance between desirable and undesirable effects favour the intervention or the comparison?						
Don't know	Varies	Favours the comparison	Probably favours the comparison	Does not favour either the intervention or the comparison	Probably favours the intervention	Favours the intervention
<ul style="list-style-type: none"> <li>The overall balance of desirable and undesirable effects of cIV are comparable to sIV.</li> </ul>						
<b>Acceptability</b> Is the intervention acceptable to key stakeholders?						
Don't know	Varies	No	Probably no	Probably yes	Yes	
<ul style="list-style-type: none"> <li>No difference in the acceptability of cIV compared to sIV is expected.</li> </ul>						
<b>Feasibility</b> Is the intervention feasible to implement?						
Don't know	Varies	No	Probably no	Probably yes	Yes	
<ul style="list-style-type: none"> <li>Minimal barriers in implementation, as vaccine delivery system already in use.</li> </ul>						